



Accessing Info on the Web

Finding & Using Information On-Line on Nursing Home Quality, Staffing & Inspection Results

Presented by Richard Mollot, Long Term Care Community Coalition

www.nursinghome411.org

This program is made possible by the generous support of NY State Health Foundation.

+ What is the Long Term Care Community Coalition?

- **LTCCC**: Nonprofit organization dedicated to improving care & quality of life for the elderly & adult disabled in long term care (LTC).
- **Our focus**: People who live in nursing homes & assisted living.
- **What we do**:
 - Policy analysis and systems advocacy in NYS & nationally;
 - Education of consumers and families, LTC Ombudsmen and other stakeholders.
- **Coalition members** include several LTC Ombudsman Programs, the Center for Independence of the Disabled, AARP NY, several Alzheimer's Association Chapters, other senior and disabled organizations. Also individuals, including ombudsmen, who join in our mission to protect residents.
- **Richard Mollot**: Joined LTCCC in 2002. Executive director since 2005.



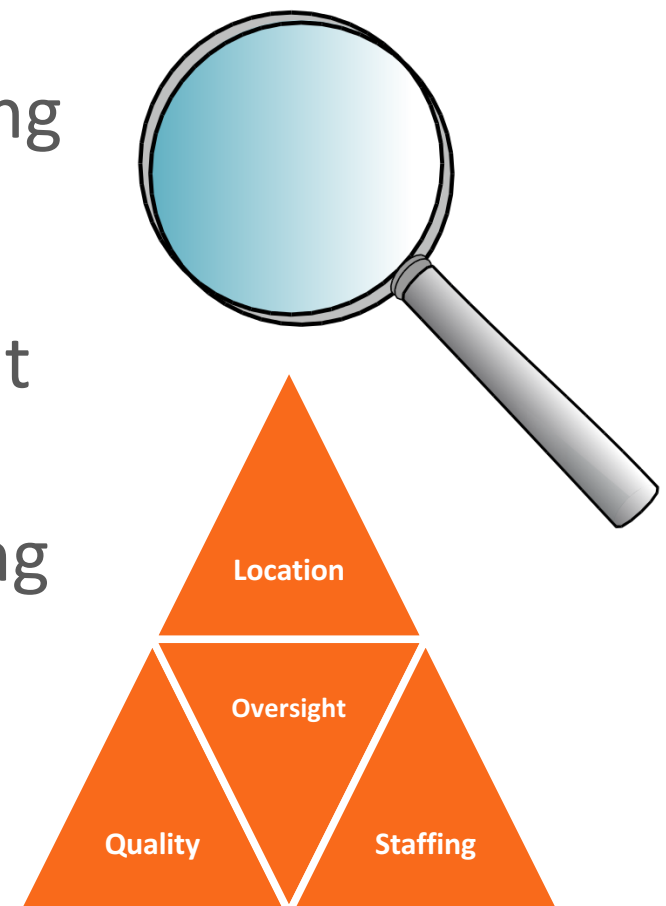
+ What Will We Be Talking About TODAY?

- Looking up nursing homes on Nursing Home Compare.
- Understanding the 5-Star rating system for nursing homes.
- Tips on what to look for when evaluating a facility on-line.
- Changes underway to (hopefully) improve Nursing Home Compare.
- Using the information on LTCCC's website to learn more about your nursing home, or those in your community.

+ NH Compare & the 5 Star Rating System: www.medicare.gov/nursinghomecompare

Background

- Nursing Home Compare provides information on every licensed nursing home in the U.S.
- While it is not perfect, we consider it to be the most reliable and useful resource for information on a nursing home's quality.





Nursing Home Compare:

<http://www.medicare.gov/nursinghomecompare/>

Español | [A](#) [A](#) [A](#) | [Print](#) [About Us](#) | [Glossary](#) | [CMS.gov](#) | [Medicare.gov](#) | [MyMedicare.gov](#) [Login](#)

Medicare.gov | Nursing Home Compare

The Official U.S. Government Site for Medicare

[Nursing Home Compare Home](#) [About Nursing Home Compare](#) [About the data](#) [Resources](#) [Help](#)

Home [+ Share](#)

Fire Safety Inspection data are still currently unavailable.

Find a nursing home


A field with an asterisk (*) is required.

- **Location**
Example: 45802 or Lima, OH or Ohio

hyd

City

- HYDABURG, AK
- HYDE, PA
- HYDE PARK, MA
- HYDE PARK, NY
- HYDE PARK, PA



Nursing Home Compare has detailed information about every Medicare and Medicaid-certified nursing home in the country. [States may collect and post](#) additional information that isn't collected by the federal government. Before you get started, you or your family might also consider [Alternatives to Nursing Homes](#).

Spotlight

- ♦ Get updated [state website](#) information, including the ability to electronically file a complaint against a nursing home in some states
- ♦ Use these helpful resources:
 - ♦ [Guide to choosing a nursing home](#)

Additional Information

- ♦ **Nursing Home Compare data last updated:** March 22, 2017 (Data are updated on or about the fourth Wednesday of the month).
- ♦ [Download the Nursing Home Compare database](#)
- ♦ [Get Nursing Home Compare data](#)

Tools and Tips

- ♦ Get all your long term care options:
 - ♦ [Longtermcare.gov](#)
 - ♦ [The Eldercare Locator](#)
 - ♦ [Alternatives to Nursing Home Care](#)
- ♦ [Learn about Medicare coverage of skilled nursing facility care, and swing](#)

Search by...

- State name
- Nearest town or city
- Zip Code

+ NH Compare & the 5 Star Rating System

6

Medicare Nursing Home Compare Results

Physicians and Advanced Practi X Medicare Nursing Home Compa X +

https://www.medicare.gov/nursinghomecompare 80% Search

Nursing Home 411 < ... Dictionary Thesaurus Percent Calculator Free Conference Call eCFR — Nursing Ho... NY Times Work Personal iCloud Getting Started

Español | A A A | Print About Us | Glossary | CMS.gov | Medicare.gov | MyMedicare.gov Login

Medicare.gov | Nursing Home Compare

The Official U.S. Government Site for Medicare

Nursing Home Compare Home About Nursing Home Compare About the data Resources Help

Home → Nursing Home Results Share Print all results

Nursing home results

10 nursing homes within 25 miles from the center of Middletown, NY.

Choose up to 3 nursing homes to compare. So far you have none selected.

Compare Now

Go to map view

Modify your search

Location

ZIP code or City, State

MIDDLETOWN, NY

Within 25 Miles

State

Select a State

County (Optional)

Select a County

Nursing home name

Full or partial name

Update search results

Filter by:

Clear all filters

Viewing 1 - 10 of 10 results

Nursing home information	Overall Rating	Health inspections	Staffing	Quality measures	Distance
HIGHLAND REHABILITATION AND NURSING CENTER	☆☆☆☆	☆☆☆☆	☆☆☆☆	☆☆☆☆	0.8 Miles
120 HIGHLAND AVENUE MIDDLETOWN, NY 10940 (845) 342-1033	Below Average	Below Average	Average	Above Average	
Add to compare					
Add to My Favorites					

+ NH Compare **Profile**: Highland Rehab. and Nursing Center

7

Medicare Nursing Home Profile

Physicians and Advanced Practi X Medicare Nursing Home Profile X +

https://www.medicare.gov/nursinghomecompare 80% Search

Nursing Home 411 < ... Dictionary Thesaurus Percent Calculator Free Conference Call SPC eCFR — Nursing Ho... NY Times Work Personal iCloud Getting Started

Medicare.gov | Nursing Home Compare
The Official U.S. Government Site for Medicare

[Nursing Home Compare Home](#) [About Nursing Home Compare](#) [About the data](#) [Resources](#) [Help](#)

Home → Nursing Home Results → Nursing Home Profile [Share](#)

[Print all information](#)

Nursing home profile

[Back to Results](#)

[General information](#) [Health Inspections](#) [Fire Safety Inspections](#) [Staffing](#) [Quality of resident care](#) [Penalties](#)

HIGHLAND REHABILITATION AND NURSING CENTER

Overall rating [i](#): ☆☆☆ **Below Average**
[Learn more about the overall star ratings](#)

120 HIGHLAND AVENUE
MIDDLETOWN, NY 10940
(845) 342-1033

Distance [i](#): 0.80miles
[Add to my Favorites](#)
[Map and Directions](#)

Nursing Home information

- ◆ 98 certified beds [i](#)
- ◆ Participates in [i](#): Medicare and Medicaid
- ◆ Automatic sprinkler systems in all required areas [i](#): Yes
- ◆ Not in a Continuing Care Retirement Community (CCRC) [i](#)
- ◆ Not in a hospital [i](#)
- ◆ Resident council only [i](#)

[Learn why these characteristics and services are important](#)

Ownership information

- ◆ Ownership [i](#): For profit - Partnership
- ◆ Legal business name: HRNC OPERATING, LLC

[Get more ownership information](#)

Star rating categories

Health inspection rating [i](#) ☆☆☆ **Below Average**

Where Should Momma Go?
Study found that rating systems “are better at identifying problem facilities than potentially good homes.”

+ NH Compare **Inspections**: Highland Rehab.

8

Medicare Nursing Home Profile

Physicians and Advanced Pract X Medicare Nursing Home Profile X

https://www.medicare.gov/nursinghomecompare 80% Search

Nursing Home 411 < ... Dictionary Thesaurus Percent Calculator Free Conference Call eCFR — Nursing Ho... NY Times Work Personal iCloud Getting Started

Nursing home profile

[Back to Results](#)

General information **Health inspections** Fire Safety Inspections Staffing Quality of resident care Penalties

HIGHLAND REHABILITATION AND NURSING CENTER

Overall rating: ★★☆☆☆
Below Average

Health inspections

Information about a nursing home's health inspections, complaints filed, and any resulting citations. [Learn more about health inspections](#). Nursing homes that are certified by Medicare and Medicaid are inspected each year. Health care professionals inspect each nursing home and look for any health and safety citations. The health inspection star rating is based on the three most recent nursing home inspections.

	HIGHLAND REHABILITATION AND NURSING CENTER
Health Inspection rating	★★☆☆☆ Below Average
Date of most recent standard health inspection	01/27/2017 View Full Report
Total number of health citations	0
Average number of health citations in New York	5.0
Average number of health citations in the United States	7.2
Date(s) of complaint inspection(s) between 11/1/2016 - 10/31/2017	No Complaint Inspections
Number of complaints in the past 3 years that resulted in a citation	4
Number of times in the past 3 years a facility-reported issue resulted in a citation	0
View all health inspection details	View all health inspection, complaint, and incident details

+ NH Compare **Staffing**: Highland Rehab.

9

Medicare Nursing Home Profile

Physicians and Advanced Pract... Medicare Nursing Home Profile

https://www.medicare.gov/nursinghomecompare 80% Search

Nursing Home 411 < ... Dictionary Thesaurus Percent Calculator Free Conference Call eCFR — Nursing Ho... NY Times Work Personal iCloud Getting Started

General information **Health Inspections** **Fire Safety Inspections** **Staffing** **Quality of resident care** **Penalties**

HIGHLAND REHABILITATION AND NURSING CENTER

Overall rating: ★☆☆☆☆ **Below Average**

[Learn more about the overall star ratings](#)

Staffing

Higher staffing levels in a nursing home may mean higher quality of care for residents. This section provides information about the different types of nursing home staff and the average amount of time per resident that they spend providing care.

- Get more information about the staffing measures
- Get more information about how to read the staffing chart

Staffing

The information in this section includes registered nurses (RN), licensed practical/vocational nurses (LPN/LVN), certified nurse assistants (CNA), and physical therapists (PT). Physical therapists are not included in the "all staffing" star rating.

The "staffing" star rating takes into account that some nursing homes have sicker residents and may therefore need more staff than other nursing homes whose residents are not as sick.

	HIGHLAND REHABILITATION AND NURSING CENTER	NEW YORK AVERAGE	NATIONAL AVERAGE
Staffing rating	★☆☆☆☆ Average		
Total number of residents	90	167.3	85.4
Total number of licensed nurse staff hours per resident per day	1 hour and 55 minutes	1 hour and 37 minutes	1 hour and 41 minutes
RN hours per resident per day	42 minutes	45 minutes	50 minutes
LPN/LVN hours per resident per day	1 hour and 13 minutes	51 minutes	51 minutes
CNA hours per resident per day	2 hours and 40 minutes	2 hours and 20 minutes	2 hours and 27 minutes

Important Note: Staffing information is currently self-reported by facilities and unaudited by either the state or federal government.

+ NH Compare **Quality Measures**: Highland Rehab.

10

HIGHLAND REHABILITATION AND NURSING CENTER

Overall rating: ★★☆☆☆
Below Average

[Learn more about the overall star ratings](#)

Quality of resident care

Nursing homes that are certified by Medicare and Medicaid regularly report clinical information for each of their residents to the Centers for Medicare & Medicaid Services (CMS). CMS assigns nursing homes a quality of resident care star rating based on their performance on 16 measures. These measures reflect, on average, how well nursing homes cares for their residents. Information is listed for 2 groups of residents:

- Short-stay residents - those who spent 100 days or less in a nursing home
- Long-stay residents - those who spent over 100 days in a nursing home

[Learn more about what quality of resident care information can tell you about a nursing home](#)

▼ Short-stay residents

- Learn why these short-stay measures are important
- Current data collection period

[Show Graphs](#)

	HIGHLAND REHABILITATION AND NURSING CENTER	NEW YORK AVERAGE	NATIONAL AVERAGE
Percentage of short-stay residents who improved in their ability to move around on their own. <small>Higher percentages are better.</small>	72.8%	68.8%	66.7%
Percentage of short-stay residents who were re-hospitalized after a nursing home admission. <small>Lower percentages are better.</small>	22.6%	20.0%	21.1%
Percentage of short-stay residents who have had an outpatient emergency department visit. <small>Lower percentages are better.</small>	10.8%	9.7%	11.9%

We do not generally give much credence to quality measure ratings, since most of them are **self-reported** by the facility and **unverified for accuracy** by the state or federal governments.

For example, this is a two star facility. Yet, it has - as shown on earlier slide – four stars for QMs. What does that mean?

+ NH Compare **Ownership**: HV Rehab.

11

The screenshot shows a web browser window with the address bar displaying <https://www.medicare.gov/nursinghomecompare>. The page title is "HIGHLAND REHABILITATION AND NURSING CENTER Ownership Information". The Medicare.gov logo is prominently displayed at the top of the content area, followed by "Nursing Home Compare" and the tagline "The Official U.S. Government Site for Medicare".

The main heading is "Ownership Information". Below it, the facility's address is listed: HIGHLAND REHABILITATION AND NURSING CENTER, 120 HIGHLAND AVENUE, MIDDLETOWN, NY 10940, (845) 342-1033. The ownership type is "For profit - Partnership" and the legal business name is "HRNC OPERATING, LLC".

A section titled "Owners and Managers of HIGHLAND REHABILITATION AND NURSING CENTER" contains the following information:

- 5% OR GREATER DIRECT OWNERSHIP INTEREST**
 - BARTH, ALEXANDER (20%), since 11/20/2012
 - WALDEN, YEHUDAH (20%), since 11/20/2012
 - ZAGELBAUM, EPHRAIM (40%), since 11/20/2012
 - ZALGELBAUM, PINCUS (10%), since 11/20/2012
- OPERATIONAL/MANAGERIAL CONTROL**
 - WALDEN, YEHUDAH, since 11/20/2012
 - ZAGELBAUM, EPHRAIM, since 11/20/2012
- MANAGING EMPLOYEE**
 - ZAGELBAUM, EPHRAIM, since 11/20/2012
- 5% OR GREATER MORTGAGE INTEREST**
 - M&T BANK, since 02/01/2013

A "Back to top" button is located at the bottom of the content area.

+ NH Compare: Updates & Improvements

12

Quality Measures.

- As noted earlier, we have long been concerned about the validity of QMs. A 2014 investigation in *The New York Times* found “that even nursing homes with a history of poor care rate highly in the areas that rely on self-reported data.”
- To address these concerns, CMS is now using the following in the Five-Star Quality Rating System:
 - Percentage of short-stay residents who were successfully discharged to the community;
 - Percentage of short-stay residents who have had an outpatient emergency department visit; and
 - Percentage of short-stay residents who were re-hospitalized after a nursing home admission.

New
Claims-
Based
Measures

Staffing.

Last year, CMS began requiring nursing homes to report their staffing based on auditable, payroll-based journal (PBJ) data. These data were first made available to the public in November 2017 on a separate database. They are expected to be included in Nursing Home Compare some time in 2018.

+ Digging Deeper on NH Compare & Beyond: www.data.medicare.gov

13

The screenshot shows a web browser window with the URL <https://data.medicare.gov/data/nursing-home-compare>. The page title is "Nursing Home Compare datasets". Below the title, there is a paragraph explaining that these are the official datasets used on the Medicare.gov Nursing Home Compare Website, provided by the Centers for Medicare & Medicaid Services. The page includes a section for "Announcements" with three bullet points: "The quarterly update of the Quality Measures data will take place in May.", "Fire Safety Inspection data are still currently unavailable.", and "Get help using Data.Medicare.gov.". There are three buttons for downloading data: "DOWNLOAD MICROSOFT ACCESS DATABASE NOW", "DOWNLOAD CSV FLAT FILES (REVISED) NOW", and "GET ARCHIVED DATA". Below these buttons, there is a table of datasets. The table has columns for "Name", "Popularity", "Type", and "RSS". The datasets listed are "Deficiencies", "Health Deficiencies", and "Inspection Cycle 1 Deficiencies".

Need help downloading data? Get supporting documents

Nursing Home Compare datasets

These are the official datasets used on the Medicare.gov Nursing Home Compare Website provided by the Centers for Medicare & Medicaid Services. These data allow you to compare the quality of care at every Medicare and Medicaid-certified nursing home in the country, including over 15,000 nationwide.













Announcements: See less

- The quarterly update of the Quality Measures data will take place in May.
- Fire Safety Inspection data are still currently unavailable.
- Get help using Data.Medicare.gov.

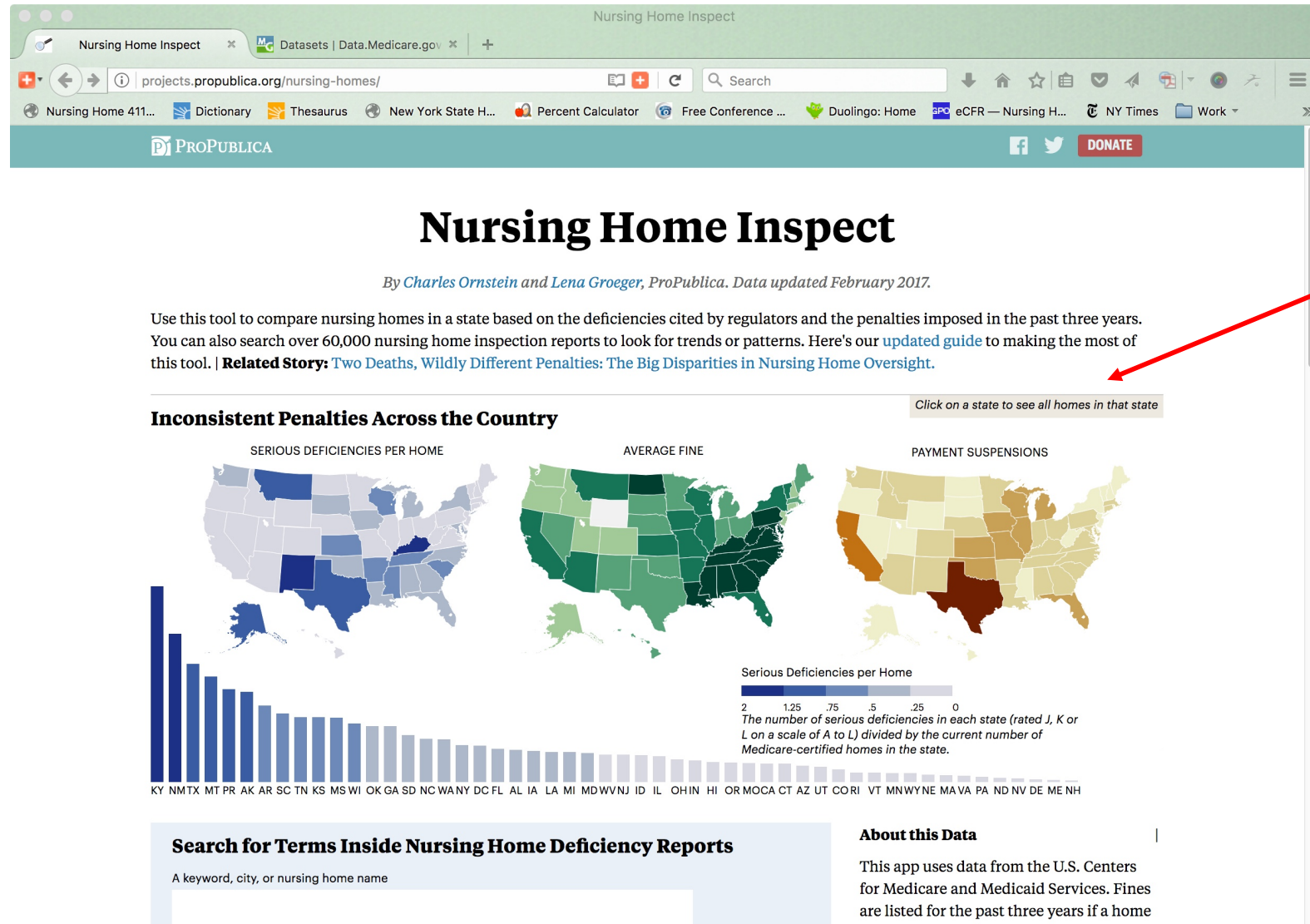
DOWNLOAD MICROSOFT ACCESS DATABASE NOW DOWNLOAD CSV FLAT FILES (REVISED) NOW GET ARCHIVED DATA

Last updated on Apr 26, 2017 Last updated on Apr 26, 2017

Showing: Nursing Home Compare in category: All Categories Sort by: Most Relevant

Name	Popularity	Type	RSS
 Deficiencies A list of all deficiencies currently listed on Nursing Home Compare, including the nursing home that received the deficiency, the associated inspection date, deficiency tag number, scope and severity, the current status of the deficiency and the correction date. Data are presented as one deficiency per row.	121,239 views	 	
 Health Deficiencies A list of all health deficiencies currently listed on Nursing Home Compare.	62,982 views	 	
 Inspection Cycle 1 Deficiencies	27,910 views	 	

+ Digging Deeper on NH Compare & Beyond: www.propublica.org



+ Digging Deeper on NH Compare & Beyond: www.propublica.org

Nursing Home Inspect
Find Nursing Home Problems in Your State

Nursing Home Inspect » New York

New York

624 Homes
62 Homes with Serious Deficiencies
\$928K in Penalties
7 Payment Suspensions

Search for Terms Inside Nursing Home Deficiency Reports

A keyword, city, or nursing home name

All States All Severities Search

Examples: choke, Sacramento, Graceland Search Tips

Nursing Home Name	City	Serious Deficiencies	Fines	Payment Suspensions	Total Deficiencies
Medford Multicare Center For Living	Medford	12	\$128,389		51
Cayuga Ridge Extended Care	Ithaca	8	\$130,488		80
Waterfront Center For Rehabilitation & Healthcare	Buffalo	8			47
Diamond Hill Nursing & Rehabilitation Center	Troy	6			23
The Eleanor Nursing Care Center	Hyde Park	6			38
Focus Rehabilitation And Nursing Center At Otsego	Cooperstown	6			36

About this Data

This app uses data from the U.S. Centers for Medicare and Medicaid Services. Fines are listed for the past three years if a home has made partial or full payment (fines under appeal are not included). Information on deficiencies come from a home's last three inspection cycles, or roughly three years in total. [Special focus facilities](#), or homes flagged for having a history of serious quality issues, are marked with an ● sign.

Deficiencies By Severity In New York
(What do the severity ratings mean?)

B	377
C	74
D	7,311
E	2,151
F	181

+ Digging Deeper on LTCCC's website: www.nursinghome411.org

The screenshot shows the website www.nursinghome411.org in a browser window. The page features a navigation bar with links: **LONG TERM CARE COMMUNITY COALITION**, *Advancing Quality, Dignity & Justice*, [About LTCCC](#), [Learning Center](#), [LTC Law & Quality](#), [Action Center](#), and [News & Reports](#). Below the navigation bar is a large image of an elderly man being embraced by a woman and a young boy. To the right of the image is a sidebar with four purple buttons: [RESIDENT & FAMILY ADVOCACY](#), [ACTION CENTER](#), [MAKE A DONATION](#), and [SHOP & SUPPORT LTCCC](#). Below these buttons are social media icons for Facebook, Twitter, and YouTube. The main content area is titled **Recent News** and lists two articles: [NH Compare U.S. Facility Data October 2016](#) and [Fact Sheet: Antipsychotic Drugging](#). A red arrow points from the **Action Center** link in the navigation bar to the **ACTION CENTER** button in the sidebar. Another red arrow points from the **Twitter Feed** section to the [NH Compare U.S. Facility Data October 2016](#) article.

LONG TERM CARE COMMUNITY COALITION
Advancing Quality, Dignity & Justice

[About LTCCC](#) [Learning Center](#) [LTC Law & Quality](#) [Action Center](#) [News & Reports](#)

[RESIDENT & FAMILY ADVOCACY](#)
[ACTION CENTER](#)
[MAKE A DONATION](#)
[SHOP & SUPPORT LTCCC](#)

[f](#) [t](#) [v](#)

Recent News

[NH Compare U.S. Facility Data October 2016](#) [Read More >](#)

[Fact Sheet: Antipsychotic Drugging](#)

Twitter Feed

Tweets by @LTCconsumer

Richard Mollot @LTCconsumer
LTCCC's new program: Finding information about NY State residential care facilities on the Web. youtu.be/rCakK0VJFTA?

YouTube @YouTube
+ Finding NYS Legislation: <http://www.assembly.state.ny.us/leg/>



Digging Deeper on
LTCCC's website:

www.nursinghome411.org

LONG TERM CARE COMMUNITY COALITION

Advancing Quality, Dignity & Justice

Update & Issue Alert: Prevalence of Antipsychotic Drugging of Nursing Home Residents

Twenty Percent (20%) of Residents Receiving Powerful, Potentially Lethal Drugs

Contact: Richard Mollot - 212-385-0356, richard@ltccc.org

New York, NY, November 30, 2017— The inappropriate antipsychotic drugging of nursing home residents, particularly those with dementia, is a widespread, national problem. Despite the Food and Drug Administration's 'black box' warnings against using powerful and dangerous antipsychotics on elderly patients with dementia, they are frequently used to treat the so-called behavioral and psychological symptoms of dementia.

These and other psychotropic drugs are often used as a form of chemical restraint, sedating residents so that not only their behaviors but also the underlying causes for those behaviors do not have to be addressed by staff. In addition to destroying social and emotional well-being, these drugs greatly increase risks of stroke, heart attack, diabetes, Parkinsonism, and falls. They are **not** clinically indicated for dementia-related psychosis. They **are** associated with a significant increase in death when given to elderly people with dementia.

Reducing the inappropriate and dangerous drugging of nursing home residents is a focal point of LTCCC's advocacy. **Today, we are announcing the release of the following new information and resources:**

➔ **Issue Alert on Antipsychotic Drugs:** This alert explains how and why this is a significant issue for so many nursing home residents. It includes a case study of a citation for inappropriate antipsychotic drugging.

➔ **Drugging Rates for Every Nursing Home:** While the rate of antipsychotic drugging is high across the country, nursing homes vary widely in their drugging rates. Some nursing homes have taken significant strides to reduce their inappropriate drugging while other have not. Thus, we believe it is critical for the public to know about the drugging rates for their nursing homes and those in their communities. The latest rates are available on our website, <http://nursinghome411.org/us-nursing-home-antipsychotic-drugging-rates-2017q3/> in an easy-to-use format. The files can be sorted to see which facilities in your state have higher – or lower – drugging rates.

➔ **Drugging Enforcement Data:** Has your nursing home been cited for inappropriate drugging? This page, <http://nursinghome411.org/us-nursing-home-...ns-november-2017/>, provides searchable information on citations for every state.

➔ **Dementia Care Advocacy Toolkit:** Free resources to help families, and those who work with them, know their rights and advocate for less drugging and better care for their residents with dementia.

* * * * *

LTCCC is a non-profit organization dedicated to improving care and quality of life for residents in nursing homes and other residential care settings. Visit www.nursinghome411.org for more information about nursing home quality and compliance with minimum safety standards as well as our free resources for LTC consumers.

+ Digging Deeper on LTCCC's website: www.nursinghome411.org

Nursing Home Antipsychotic Drugging Rates & Drugging Citations

Home / Data Updates: Nursing Home Citations, Dementia Care & Antipsychotic Drugging / Nursing Home Antipsychotic Drugging Rates & Drugging Citations

< Previous Next >

Search ...

Recent Posts

- > Fact Sheet: Antipsychotic Drugging
- > Fact Sheet: Information on Nursing Home Drugging
- > Invite: May 16th Living Environment Family Council Grievances
- > LTCCC Webinar: State Facility Inspection Basics
- > Spring 2017 LTCCC Report

Archives

- > April 2017

Nursing Home Antipsychotic Drugging Rates & Drugging Citations

	A	B	C	D	E	F	G	H
	State	Number of Residents	Average AP Drugging on NHC (Q1-3) (Higher = More Drugging)	RANK: AP Drugging on NHC (Higher = More Drugging)	MDS % of Residents Given AP Drugs	RANK: AP Drugs on MDS (Higher = More Drugging)	F-329 Deficiencies on NHC (3 yrs)	Annual Per Resident F-329 Citation Rate
1								
2	AK	608	13.34%	2	15.11%	2	4	0.2
3	AL	22725	22.38%	45	25.57%	45	24	0.0
4	AR	17664	21.70%	40	21.19%	32	73	0.1
5	AZ	11261	19.11%	29	21.06%	31	186	0.5
6	CA	102093	15.41%	8	20.76%	27	1201	0.3
7	CO	16266	16.63%	13	19.61%	15	257	0.5
8	CT	24254	20.55%	34	23.98%	39	200	0.2
9	DC	2557	14.83%	5	19.51%	13	29	0.3
10	DE	4150	15.56%	9	17.83%	9	73	0.5
11	FL	73505	21.16%	37	22.87%	35	511	0.2
12	GA	33952	20.81%	36	24.23%	40	61	0.0
13	HI	3663	10.87%	1	9.76%	1	34	0.3
14	IA	24858	19.43%	31	19.93%	20	217	0.2
15	ID	3844	18.80%	25	19.45%	11	130	1.1

Sortable State Data on...

- # of Residents
- Antipsychotic Drugging Rates
- Citations for Inappropriate Drugging
- Ranking of Drugging Rates (states with highest to lowest)
- Ranking of Citations (states with highest to lowest)

+ Digging Deeper on LTCCC's website: www.nursinghome411.org

The screenshot shows a web browser window with the URL nursinghome411.org/us-nursing-home-anti. The page is titled "US Nursing Home Antipsychotic Drugging Rates: 2017Q3" and is part of the "LONG TERM CARE COMMUNITY COALITION" website. The navigation bar includes links for "About LTCCC", "Learning Center", "LTC Law & Quality", "Action Center", and "News & Reports".

The main heading is "US Nursing Home Antipsychotic Drugging Rates: 2017Q3". Below it, a subheading reads: "Home / Data Updates: Nursing Home Stats, Dementia Care & Antipsychotic Drugging / US Nursing Home Antipsychotic Drugging Rates: 2017Q3".

The page content is divided into three columns:

- Left Column:** A paragraph stating: "The inappropriate antipsychotic drugging of nursing home residents is a widespread and serious problem. Below is information on the antipsychotic drugging rates for all licensed nursing homes, by state, for the third quarter of 2017. We also recommend viewing our page on nursing home citations for inappropriate antipsychotic drugging, our Issue Alert on Antipsychotic Drugging and our Dementia Care Advocacy Toolkit, which includes helpful information and resources to reduce antipsychotic drugging."
- Middle Column:** A paragraph stating: "Below are the files for each state. Please note that they may be slow to open. Each file can be quickly downloaded by clicking on 'Download' at the bottom of each box." Below this, a link is provided: "We have also compiled a single file with combined information for all states. It is available for download here:"
- Right Column:** A "Recent Posts" section with links to:
 - > State Civil Money Penalties Against Nursing Homes: 2012 – 2016
 - > LTCCC Testimony For a Hearing On: Nursing Home Quality November 20, 2017
 - > Fall 2017 LTC Journal
 - > Elder Justice "No Harm" Newsletter : November 2017
 - > LTCCC Media Alert: Prevalence of Antipsychotic Drugging of Nursing Home Residents

At the bottom left, there are expandable sections for "Alabama" and "Alaska".

+ Digging Deeper on LTCCC's website:

www.nursinghome411.org

NY-AP-Drugging-Rates-2017Q3.xlsx

Search Sheet

Home Insert Page Layout Formulas Data Review View

Calibri (Body) 11 A A

General

Conditional Formatting Format as Table Cell Styles

Insert Delete Format

Sort & Filter

G600

	A	B	C	D	E	F
	Facility Name	Medicare Number	County	ZIP Code	Percent Receiving Antipsychotic Drugs	Percent Not Receiving Antipsychotic Drugs
2	HAVEN MANOR HEALTH CARE CENTER L L C	335676	Queens	11691	72.37%	27.63%
3	PARK NURSING HOME	335093	Queens	11694	68.72%	31.28%
4	HORIZON CARE CENTER	335738	Queens	11692	65.23%	
5	BRIDGE VIEW NURSING HOME INC	335327	Queens	11357	57.45%	
6	ST MARYS CENTER INC	335762	New York	10027	55.26%	
7	RIVERDALE NURSING HOME	335096	Bronx	10463	54.62%	
8	BEACH TERRACE CARE CENTER	335024	Nassau	11561	54.34%	
9	NEW SURFSIDE NURSING HOME	335165	Queens	11691	53.89%	
10	ROCKAWAY CARE CENTER L L C	335571	Queens	11691	53.12%	
11	PARK GARDENS REHAB AND N C	335287	Bronx	10471	51.58%	
12	REGENCY EXTENDED CARE CENTER	335080	Westchester	10701	50.18%	
13	BROOKLYN UNITED METHODIST CHURCH HOME	335604	Kings	11208	50.00%	
14	FOCUS REHABILITATION AND NURSING CENTER AT UTICA	335794	Oneida	13501	48.18%	
15	FAR ROCKAWAY CENTER FOR REHABILITATION AND NURSING	335044	Queens	11691	46.87%	
16	RICHMOND CENTER FOR REHAB AND SPECIALTY H C	335772	Richmond	10304	46.59%	
17	PUTNAM NURSING AND REHABILITATION CENTER	335229	Putnam	12531	46.55%	
18	LACONIA NURSING HOME	335388	Bronx	10466	46.02%	
19	VERRAZANO NURSING HOME	335273	Richmond	10301	46.02%	
20	OCEANVIEW NURSING AND REHABILITATION CENTER L L C	335168	Queens	11691	46.00%	
21	SUTTON PARK CTR NURSING REHAB	335350	Westchester	10801	45.07%	
22	THE SHORE WINDS	335082	Monroe	11612	44.78%	

Notes NY +

Ready

150%

Sortable Facility-Level Data on...

- Facility Name
- County
- Zip Code
- Percent of Residents Receiving Antipsychotic Drugs

+ Digging Deeper on LTCCC's website: www.nursinghome411.org

NY-SNF-PBJ-Direct-Care-Staff-2017Q2(1).xlsx

Home Insert Page Layout Formulas Data Review View

Calibri 12 A A

Paste B I U

Conditional Formatting Format as Table Cell Styles

Number

Cells Editing

H1

AVG STAFFING HOURS PER RESIDENT DAY

	A	B	C	D	E	F	G	H	I
	STATE	NAME	MDS CENSUS	RN HOURS	LPN HOURS	CNA HOURS	TOTAL DIRECT CARE STAFF	AVG STAFFING HOURS PER RESIDENT DAY	AVG RN HOURS PER RESIDENT DAY
142	NY	ELMHURST CARE CENTER INC	232.8	52.3	142.8	460.5	655.5	2.8	0.2
143	NY	ELM MANOR NURSING HOME	43.0	9.2	36.7	82.6	128.4	3.0	0.2
144	NY	EMERALD NORTH NURSING AND REHA	71.7	29.3	85.6	155.2	270.1	3.8	0.4
145	NY	ESSEX CENTER FOR REHABILITATION A	95.8	39.6	96.4	215.5	351.5	3.7	0.4
146	NY	EVERGREEN COMMONS REHAB & NUR	240.0	66.9	237.1	480.5	784.4	3.3	0.3
147	NY	FAIRPORT BAPTIST HOMES	133.5	25.4	185.1	376.2	586.6	4.4	0.2
148	NY	FAIRVIEW NURSING CARE CTR INC	189.1	69.2	105.2	377.8	552.3	2.9	0.4
149	NY	FAR ROCKAWAY NURSING HOME	96.6	36.9	51.9	166.4	255.2	2.6	0.4
150	NY	FATHER BAKER MANOR	156.1	112.1	109.8	372.7	594.6	3.8	0.7
151	NY	FERNCLIFF NURSING HOME CO INC	296.6	18.1	264.0	600.3	882.3	3.0	0.1
152	NY	FIDDLERS GREEN MANOR REHABILITAT	69.9	26.3	81.9	152.7	260.8	3.7	0.4
153	NY	FIELD HOME - HOLY COMFORTER	127.8	45.9	95.4	307.8	449.1	3.5	0.4
154	NY	FIELDSTON LODGE CARE CENTER	193.6	80.1	97.8	374.1	552.1	2.9	0.4
155	NY	FINGER LAKES CENTER FOR LIVING	72.7	60.1	100.2	168.3	328.6	4.5	0.8
156	NY	FINGER LAKES HEALTH	288.3	104.2	261.5	510.3	876.0	3.0	0.4
157	NY	FOCUS REHABILITATION AND NURSING	169.5	82.0	168.7	342.8	593.4	3.5	0.5
158	NY	FOCUS REHABILITATION AND NURSING	117.2	70.3	124.2	241.0	435.6	3.7	0.6
159	NY	FORDHAM NURSING AND REHABILITAT	228.5	52.1	121.3	344.5	517.9	2.3	0.2
160	NY	FOREST HILLS CARE CENTER	92.1	28.1	58.2	156.0	242.3	2.6	0.3
161	NY	FOREST VIEW CTR REHAB NURSING	155.2	109.8	115.8	387.7	613.3	4.0	0.7
162	NY	FORT HUDSON NURSING CENTER INC	193.4	55.7	169.0	428.2	652.9	3.4	0.3
163	NY	FORT TRYON REHAB & HEALTH CARE F	199.2	60.0	117.6	407.1	584.7	2.9	0.3
164	NY	FOX RUN AT ORCHARD PARK	41.6	20.0	44.4	114.5	179.8	4.2	0.5

Notes NY

Ready 125%

Sortable Facility-Level Data on Direct Care Staff Based on Auditable PBJ Data. (Each column represents the average for the nursing home for the 2nd quarter of 2017).

+ Digging Deeper on LTCCC's website: www.nursinghome411.org

LONG TERM CARE COMMUNITY COALITION
Advancing Quality, Dignity & Justice

About LTCCC | Learning Center | LTC Law & Quality | Action Center | News & Reports

Nursing Homes With Chronic Deficiencies

Following are our report and information on the nursing homes in each state with what we are calling Chronic Deficiencies – three or more citations for the same regulatory standard in the three years covered on the federal website, Nursing Home Compare. The lists, compiled in the fall of 2016, include over 6,000 nursing homes in communities across the U.S.

LTCCC Report: Chronic Deficiencies in Care – [DOWNLOAD](#)
Press Release – [DOWNLOAD](#)

Fact Sheet for Consumer Advocacy – [CLICK HERE](#)
Composite Report of Recurring Fire and Health Deficiencies for the entire US including territories (Fall 2016) – [DOWNLOAD](#)
List of all US Nursing Homes with Chronic Fire Deficiencies (Fall 2016) – [DOWNLOAD](#)
List of all US Nursing Homes with Chronic Health Deficiencies (Fall 2016) – [DOWNLOAD](#)
Nursing Home Compare Star Ratings for US Nursing Homes with Chronic Health Deficiencies (Fall 2016) – [DOWNLOAD](#)
Nursing Home Compare Star Ratings for US Nursing Homes with Chronic Fire Deficiencies (Fall 2016) – [DOWNLOAD](#)
State Average Number of Deficiencies (With Any fines Issued as of 8-16-2016) [DOWNLOAD](#)

Following are the lists of nursing homes with chronic deficiencies for each state, with separate files for Health violations and Fire and Safety violations. Please note that these are Microsoft Excel files which can be downloaded, searched and sorted.

Brief description of the information presented in each data file (to assist those unfamiliar with CMS terminology) [DOWNLOAD](#)

Alabama: FIRE — HEALTH	Maine: FIRE — HEALTH	Pennsylvania: FIRE — HEALTH
Alaska: FIRE — HEALTH	Maryland: FIRE — HEALTH	Puerto Rico: FIRE — HEALTH
Arizona: FIRE — HEALTH	Massachusetts: FIRE — HEALTH	Rhode Island: FIRE — HEALTH
Arkansas: FIRE — HEALTH	Michigan: FIRE — HEALTH	South Carolina: FIRE — HEALTH
California: FIRE — HEALTH	Minnesota: FIRE — HEALTH	South Dakota: FIRE — HEALTH
Colorado: FIRE — HEALTH	Mississippi: FIRE — HEALTH	Tennessee: FIRE — HEALTH
Connecticut: FIRE — HEALTH	Missouri: FIRE — HEALTH	Texas: FIRE — HEALTH
Delaware: FIRE — HEALTH	Montana: FIRE — HEALTH	Utah: FIRE — HEALTH

Deficiency data from Nursing Home Compare filtered to pull every nursing home that has been found in violation of the same standard 3 or more times in the 3 years covered on Nursing Home Compare. Data files were compiled by Kate Ricks, Voices for Quality Care.

+ Digging Deeper on LTCCC's website: Chronic Deficiencies

23

NY Health Chronic Deficiencies Aug2016.xlsx

Search Sheet

Home

Insert

Page Layout

Formulas

Data

Review

View

Paste



Thank You For Joining Us Today!

24

Email info@ltccc.org or call **212-385-0355** if you would like to...

- Receive alerts for future programs or
- Sign up for our newsletter and alerts.

You can also...

- Join us on **Facebook** at www.facebook.com/ltccc
- Follow us on **Twitter** at www.twitter.com/LTCconsumer
- Visit us on the **Web** at www.nursinghome411.org.

For LTC Ombudsmen in NY State

If you would like us to let your supervisor know that you attended this training program, please take the quick survey at:

www.surveymonkey.com/r/ltccc-ltcop1.

For Family Members in NY State

connect with the Alliance of NY Family Councils at www.anyfc.org (or email info@anyfc.org).



Questions?

Comments?

Next Program: January 16 at 1pm Eastern.

Topic: The New Nursing Home Survey: What to Expect When Your Nursing Home is Inspected.